

# Eenrichtingsfotocel SLENDER



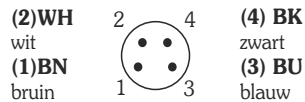
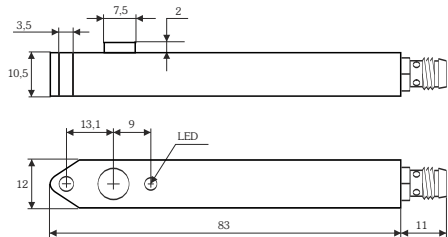
- Optische zender-ontvangersensor met 4-polige stekker (geschikt voor 'snap-in'- en M8-vergrendeling)
- Reikwijdte 0...13 m
- LED-aanwijzingen aan de voorzijde
- grote openingshoek
- hoge beschermingsgraad IP67
- volledig ingekapseld
- Donker-/lichtschakeling programmeerbaar naar keuze uit NPN- of PNP-uitgang
- Zender met testingang



## Technische gegevens

Reikwijdte	0...13m	Uitgang	PNP of NPN, max. 200 mA kortsluitvast
Bedrijfsspanning	10...30 V DC	Responstijd	max. 25 ms
Stroomopname	Zender: 25mA Ontvanger: 7mA	Schakelmethode	licht- of donkerschakelend, programmeerbaar
Lichtsoort	IR, 880 nm	Beschermingsgraad	IP67 conform En60529, volledig ingekapseld met 2K-epoxyhars
Openingshoek	15° volledige hoek	Bedrijfstemperatuur	-25...+55°C
Extra functies	Zender: Testingang Ontvanger: licht/donker programmeerbaar	Behuizingsmateriaal	PC, transparant ingekleurd
Indicaties	Zender: LED groen Ontvanger: LED groen/rood LED geeft rood licht, bij actieve uitgang	Aansluitmethode	4-polige stekker, M8 en snap-in

## Afmeting



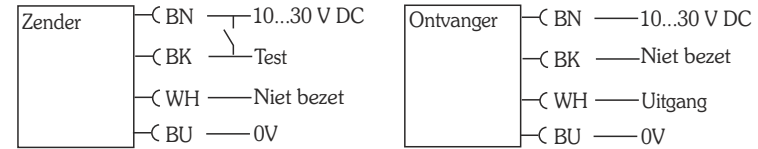
## Accessoires

Stekker M8 x 1		S34	Snap-in		SG 34
		S34W			SG 34W

## Uitgangsvarianten voor SLENDER S/E

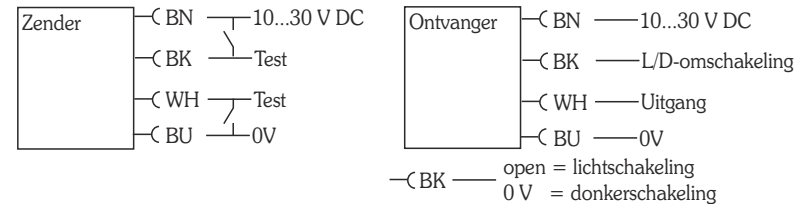
### SLENDER S 13-01 / SLENDER E 13/P/H-01

Standaard: PNP-uitgang, lichtschakeling  
Optioneel: NPN-uitgang, donkerschakeling



### SLENDER S 13-02 / SLENDER E 13/P/X-02

Standaard: PNP-uitgang, licht-/donkerschakeling programmeerbaar  
Optioneel: NPN-uitgang



## Bestelgegevens

Zender		Ontvanger		
SLENDER S 13-01	315199	SLENDER E 13/P/H-01	315201	PNP/lichtschakelend
SLENDER S 13-02	315200	SLENDER E 13/P/X-02	315202	PNP/H-D programmeerbaar

Bij de levering inbegrepen  
Zender met 15 m aansluitleiding en ontvanger met 5 m aansluitleiding

Set SLENDER 316409

Set bestaat uit:  
zender en ontvanger, incl. leidingen S34G/15m en S34G/5m en twee plakstroken

**Conformiteitsverklaring**  
EMC-richtlijn 2004/108/EG  
EN 61000-6-2 en EN 61000-6-3



# SLENDER through-beam photo-electric switch



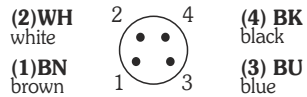
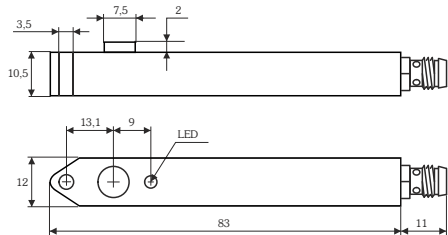
- profile photo-switch with M8-4pin plug (optional M8 or Snap-In)
- range 0...13m
- front indicator LED
- wide sensing angle
- high degree of protection IP67
- fully epoxy resin filled
- light/dark-on programmable optionally NPN or PNP output
- transmitter with test input



## Technical data

range	0...13m	output	PNP or NPN, max. 200mA short-circuit protected
operating voltage	10...30VDC	switching delay	max. 25ms
current consumption	transmitter: 25mA receiver: 7mA	type of switching	light-on or dark-on programmable
type of light	IR, 880nm	degree of protection	IP67 according to EN60529, filled with 2K-epoxy resin
aperture angle	15° round angle	operating temp.	-25...+55°C
features	transmitter test input receiver light/dark on programmable	casing material	PC, transparent coloured
indicators	transmitter: LED green receiver: LED green/red red LED is illuminated with active output	type of connection	M8 plug, 4-pin

## Size



## Accessories

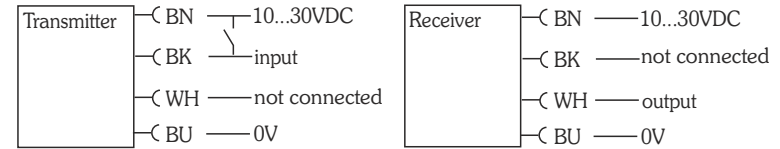
Plug M8x1		S34	Snap-In		SG 34
		S34W			SG 34W

## Output variation for SLENDER S/E

### SLENDER S 13-01 / SLENDER E 13/P/H-01

Standard: PNP-output, light-on

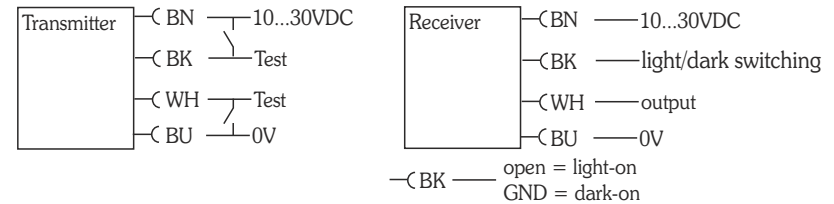
Optional: NPN-output, dark-on



### SLENDER S 13-02 / SLENDER E 13/P/X-02

Standard: PNP-output, light/dark-on programmable

Optional: NPN-output



## Ordering details

Transmitter	Receiver
SLENDER S 13-01 315199	SLENDER E 13/P/H-01 315201 PNP/light-on
SLENDER S 13-02 315200	SLENDER E 13/P/X-02 315202 PNP/H-D programmable

Included in the scope of supply:

Transmitter with 15m connecting cable and receiver with 5m connecting cable

Set SLENDER 316409

set consisting of:

transmitter and receiver, incl. cables S34G/15m, S34G/5m and two sticky tapes

## Declaration of conformity

EMC directive 2004/108/EEC  
EN 61000-6-2 and EN 61000-6-4

